

SpareRoom's Rental Index with London & UK heatmap

Quarter 3 - 2019



SpareRoom's Rental Index Q3 2019

UK rents not affected by Tenant Fees Act

Data Summary

- Rents remain steady across the UK, up just 1% over the last year. This indicates that the recent tenancy fees ban hasn't resulted in rental increases
- Northern Ireland is the cheapest place to rent in the UK, with average rents of £352
- The UK's cheapest town is Galashiels in Scotland, with average rents coming in at £303 – followed by Northern Ireland's Bangor (£318) and Craigavon (£320)
- Guernsey continues to outrank London as the most expensive place to live in the UK with rents of £796, compared to London's average of £782

Average UK room rents for Q3 2019 by region and how they've changed:

Region	Average monthly room rent Q3 2019	Average monthly room rent Q3 2018	Annual change Q3 2019 vs Q3 2018
East Anglia	£488	£482	1%
East Midlands	£419	£406	3%
North East	£381	£379	0%
North West	£424	£416	2%
Northern Ireland	£352	£341	3%
Outer London	£593	£574	3%
Scotland	£490	£485	1%
South East	£525	£516	2%
South West	£475	£465	2%
Wales	£405	£403	1%
West Midlands	£435	£430	1%
Yorkshire and Humberside	£408	£397	3%
London	£782	£754	4%
UK	£600	£597	1%
UK (excl London)	£481	£474	1%

Average London room rents for Q3 2019 by postcode district and how they've changed:

London postcode district	Average monthly room rent Q3 2019	Average monthly room rent Q3 2018	Annual change Q3 2019 vs Q3 2018
E	£721	£706	2%
EC	£991	£954	4%
N	£735	£718	2%
NW	£830	£799	4%
SE	£716	£701	2%
SW	£829	£797	4%
W	£886	£854	4%
WC	£1,036	£984	5%
London	£782	£754	4%
UK	£600	£597	1%
UK (excl London)	£481	£474	1%

Average room rents for Q3 2019, for the UK's largest towns and cities, and how they've changed:

Town/City	Average monthly room rent Q3 2019	Average monthly room rent Q3 2018	Annual change Q3 2019 vs Q3 2018
Aberdeen	£415	£426	-2%
Aldershot	£512	£514	0%
Ashford	£474	£478	-1%
Aylesbury	£501	£500	0%
Bangor	£318	£367	-13%
Barnet	£650	£630	3%
Barnsley	£371	£368	1%
Barry	£418	£417	0%
Basildon	£499	£498	0%
Basingstoke	£490	£488	1%
Bath	£548	£533	3%
Batley	£407	£388	5%
Bedford	£468	£459	2%
Belfast	£364	£356	2%
Benfleet	£474	£490	-3%
Birkenhead	£390	£380	3%
Birmingham	£436	£429	2%
Blackburn	£386	£361	7%
Blackpool	£374	£373	0%
Bognor Regis	£474	£467	2%
Bolton	£389	£372	4%
Bootle	£326	£346	-6%
Bournemouth	£494	£489	1%
Bracknell	£519	£515	1%

Town/City	Average monthly room rent Q3 2019	Average monthly room rent Q3 2018	Annual change Q3 2019 vs Q3 2018
Bradford	£345	£332	4%
Brentwood	£590	£542	9%
Brighton	£588	£575	2%
Bristol	£521	£504	3%
Bromley	£591	£574	3%
Burnley	£388	£354	9%
Bury	£431	£418	3%
Cambridge	£574	£566	1%
Cannock	£416	£415	0%
Canterbury	£473	£472	0%
Cardiff	£433	£433	0%
Carlisle	£381	£381	0%
Chatham	£446	£438	2%
Cheadle	£477	£482	-1%
Chelmsford	£520	£500	4%
Cheltenham	£452	£445	2%
Chester	£448	£426	5%
Chesterfield	£392	£370	6%
Clacton-On-Sea	£450	£499	-10%
Colchester	£471	£462	2%
Corby	£403	£397	1%
Coventry	£442	£443	0%
Craigavon (Incl. Lurgan & Portadown)	£320	£310	3%
Crawley	£519	£512	1%
Crewe	£388	£384	1%
Croydon	£601	£562	7%

Town/City	Average monthly room rent Q3 2019	Average monthly room rent Q3 2018	Annual change Q3 2019 vs Q3 2018
Darlington	£350	£348	0%
Dartford	£566	£537	5%
Derby	£410	£392	4%
Dewsbury	£367	£350	5%
Doncaster	£387	£376	3%
Dorchester	£491	£457	8%
Dudley	£390	£377	4%
Dumfries	£375	£364	3%
Dundee	£410	£397	3%
Dunstable	£461	£439	5%
Durham	£407	£394	3%
Eastbourne	£465	£463	0%
Eastleigh	£495	£484	2%
Edinburgh	£613	£620	-1%
Ellesmere Port	£401	£382	5%
Enfield	£591	£569	4%
Epsom	£599	£589	2%
Esher	£657	£617	6%
Exeter	£496	£482	3%
Falkirk	£457	£421	9%
Fareham	£474	£462	3%
Farnborough	£541	£563	-4%
Galashiels	£303	£463	-35%
Gateshead	£396	£391	1%
Gillingham	£436	£434	1%
Glasgow	£477	£460	4%

Town/City	Average monthly room rent Q3 2019	Average monthly room rent Q3 2018	Annual change Q3 2019 vs Q3 2018
Gloucester	£425	£411	4%
Gosport	£446	£453	-2%
Gravesend	£496	£499	-1%
Grays	£540	£513	5%
Great Yarmouth	£414	£378	10%
Grimsby	£391	£368	6%
Guernsey	£796	£701	14%
Guildford	£611	£618	-1%
Halesowen	£382	£403	-5%
Halifax	£395	£376	5%
Harlow	£514	£516	0%
Harrogate	£472	£464	2%
Harrow	£601	£569	6%
Hartlepool	£389	£384	1%
Hastings	£458	£443	4%
Hemel Hempstead	£541	£535	1%
Hereford	£460	£448	3%
High Wycombe	£517	£520	-1%
Horsham	£531	£547	-3%
Hove	£598	£604	-1%
Huddersfield	£366	£364	0%
Hull	£372	£368	1%
Ilford	£579	£560	3%
Inverness	£463	£461	0%
Ipswich	£441	£430	2%
Isle Of Man	£485	£465	4%

Town/City	Average monthly room rent Q3 2019	Average monthly room rent Q3 2018	Annual change Q3 2019 vs Q3 2018
Isle Of Wight	£445	£445	0%
Jersey	£697	£676	3%
Keighley	£374	£380	-2%
Kettering	£422	£419	1%
Kidderminster	£391	£405	-4%
Kilmarnock	£364	£389	-6%
Kingston upon Thames	£655	£638	3%
Kirkcaldy	£388	£355	9%
Lancaster	£408	£397	3%
Leamington Spa	£503	£512	-2%
Leeds	£419	£411	2%
Leicester	£418	£407	3%
Lincoln	£406	£386	5%
Lisburn	£329	£318	4%
Littlehampton	£488	£474	3%
Liverpool	£390	£384	1%
Livingston	£417	£432	-3%
London - East	£721	£706	2%
London - East Central	£991	£954	4%
London - North	£735	£718	2%
London - North West	£830	£799	4%
London - South East	£716	£701	2%
London - South West	£829	£797	4%
London - West	£886	£854	4%
London - West Central	£1,036	£984	5%
Londonderry	£328	£322	2%

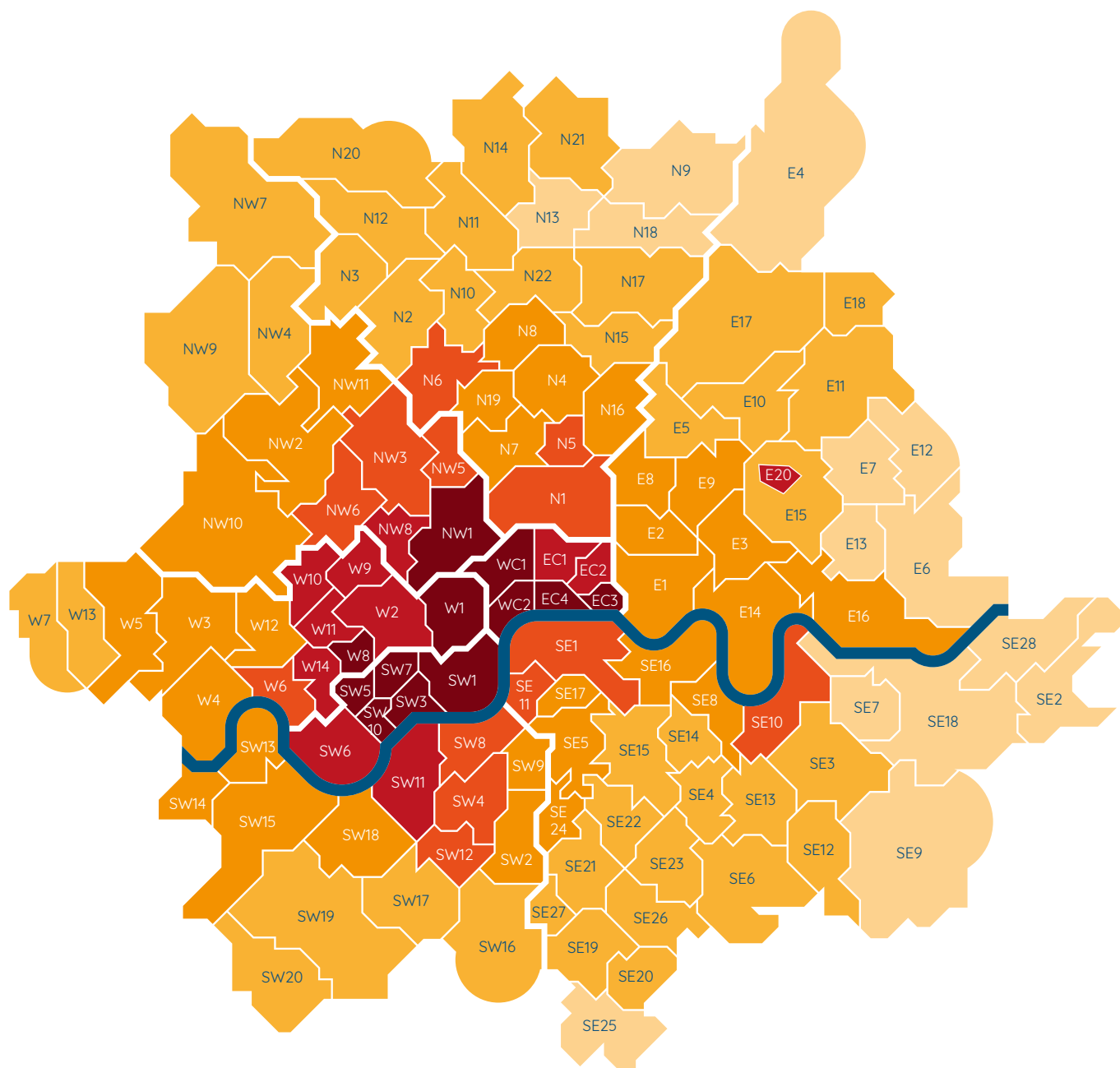
Town/City	Average monthly room rent Q3 2019	Average monthly room rent Q3 2018	Annual change Q3 2019 vs Q3 2018
Loughborough	£401	£386	4%
Lowestoft	£400	£399	0%
Luton	£460	£450	2%
Macclesfield	£460	£462	0%
Maidenhead	£549	£538	2%
Maidstone	£513	£506	1%
Manchester	£463	£459	1%
Mansfield	£369	£372	-1%
Margate	£449	£444	1%
Middlesbrough	£354	£347	2%
Milton Keynes	£512	£499	3%
Morecambe	£422	£425	-1%
Motherwell	£465	£529	-12%
Newcastle upon Tyne	£399	£394	1%
Newcastle-under-Lyme	£421	£404	4%
Newport	£387	£380	2%
Newtownabbey	£371	£318	17%
Northampton	£446	£441	1%
Norwich	£442	£435	2%
Nottingham	£425	£403	5%
Nuneaton	£419	£412	2%
Oldbury	£386	£395	-2%
Oldham	£408	£396	3%
Oxford	£599	£587	2%
Paisley	£446	£394	13%
Perth	£398	£395	1%

Town/City	Average monthly room rent Q3 2019	Average monthly room rent Q3 2018	Annual change Q3 2019 vs Q3 2018
Peterborough	£424	£420	1%
Plymouth	£410	£403	2%
Poole	£497	£489	2%
Portsmouth	£462	£456	1%
Preston	£372	£371	0%
Reading	£543	£547	-1%
Redditch	£409	£421	-3%
Redhill	£587	£556	6%
Reigate	£605	£573	6%
Rochdale	£412	£386	7%
Rotherham	£368	£368	0%
Rugby	£446	£452	-1%
Runcorn	£367	£376	-2%
Sale	£447	£429	4%
Salford	£459	£438	5%
Salisbury	£476	£464	3%
Scunthorpe	£362	£365	-1%
Sheffield	£399	£389	3%
Shrewsbury	£404	£395	2%
Slough	£524	£512	2%
Smethwick	£419	£384	9%
Solihull	£489	£487	0%
South Shields	£329	£343	-4%
Southall	£536	£533	1%
Southampton	£475	£471	1%
Southend-on-Sea	£508	£491	3%

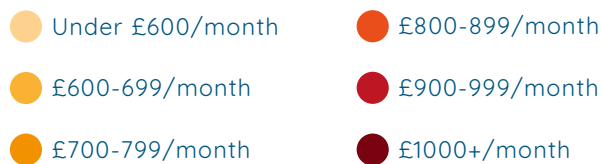
Town/City	Average monthly room rent Q3 2019	Average monthly room rent Q3 2018	Annual change Q3 2019 vs Q3 2018
Southport	£428	£421	2%
St. Albans	£603	£577	5%
St. Helens	£382	£379	1%
Stafford	£400	£386	4%
Staines	£568	£574	-1%
Stevenage	£497	£476	4%
Stockport	£470	£444	6%
Stockton-on-Tees	£374	£382	-2%
Stoke-on-Trent	£380	£364	4%
Stourbridge	£417	£390	7%
Sunderland	£327	£347	-6%
Sutton Coldfield	£474	£462	3%
Swansea	£391	£388	1%
Swindon	£464	£465	0%
Tamworth	£420	£430	-2%
Taunton	£433	£435	0%
Telford	£419	£403	4%
Tonbridge	£531	£550	-3%
Torquay	£410	£412	-1%
Truro	£462	£443	4%
Tunbridge Wells	£554	£526	5%
Twickenham	£680	£653	4%
Wakefield	£401	£379	6%
Wallasey	£400	£388	3%
Walsall	£395	£381	4%
Waltham Cross	£556	£515	8%

Town/City	Average monthly room rent Q3 2019	Average monthly room rent Q3 2018	Annual change Q3 2019 vs Q3 2018
Warrington	£411	£407	1%
Washington	£389	£388	0%
Waterlooville	£467	£438	6%
Watford	£587	£568	3%
West Bromwich	£372	£358	4%
Weston-super-Mare	£458	£435	5%
Widnes	£399	£390	2%
Wigan	£381	£369	3%
Woking	£589	£569	4%
Wolverhampton	£370	£370	0%
Worcester	£431	£423	2%
Worthing	£522	£510	2%
York	£500	£471	6%

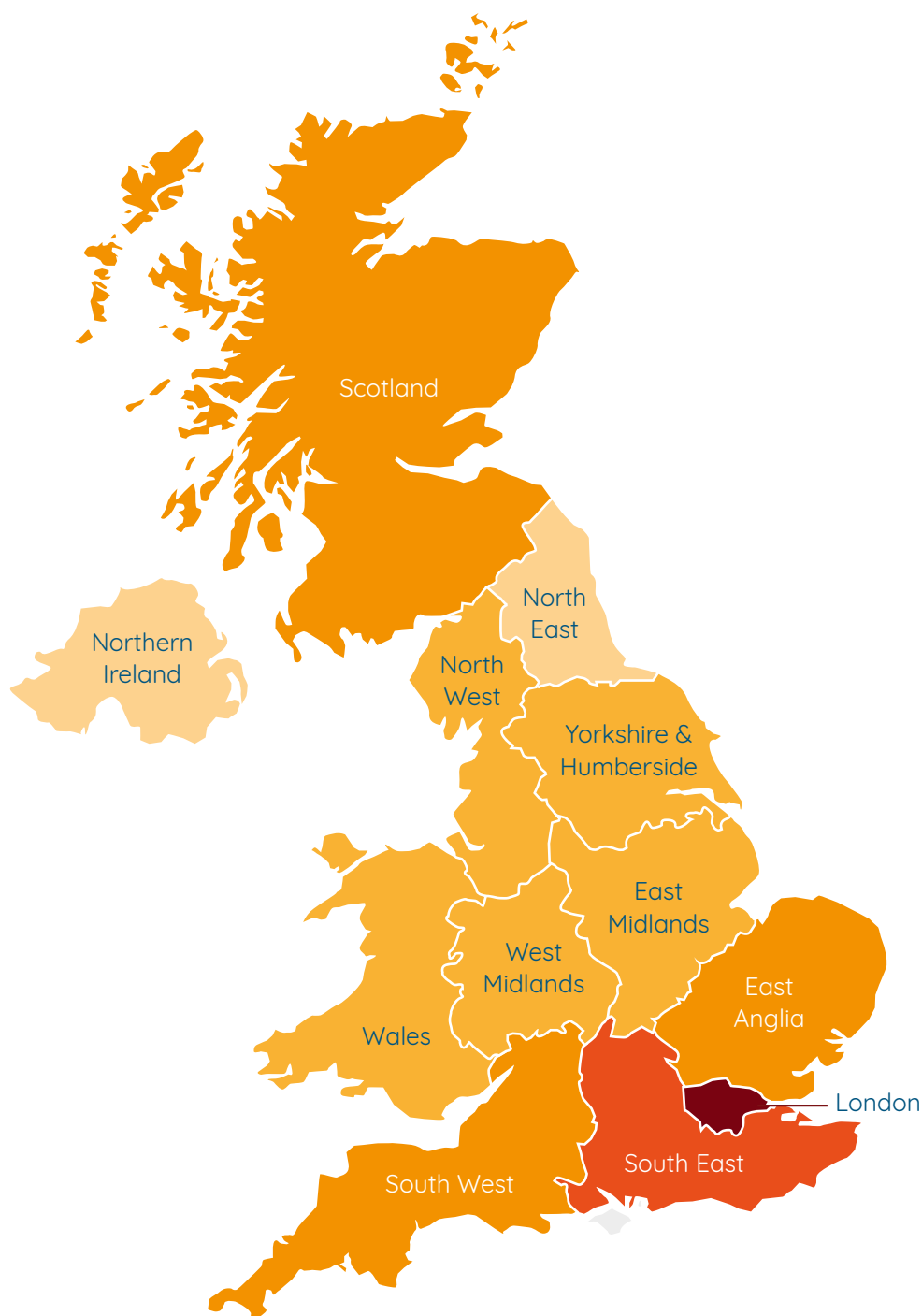
London heatmap



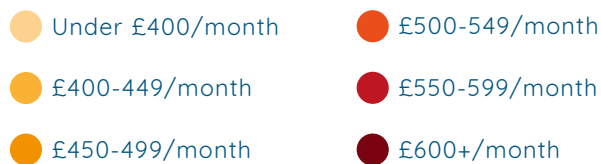
Average room rents inclusive of bills for all London postcodes



UK heatmap



Average room rents inclusive of bills for all UK regions



Methodology

SpareRoom's Quarterly Rental Index compares data from Q3 2019 with Q3 2018, unless otherwise stated. It incorporates data – including average rents and supply – from almost 300,000 ads with advertised rents for rooms in shared accommodation, inclusive of bills.

About SpareRoom

SpareRoom is the UK's leading flat and house share site with over 9 million registered users. Founded in the UK in 2004, the company expanded into the US market in 2011 and has currently helped over a million people find a room or roommate in the US.